



[penticton.ca](http://penticton.ca)

# 2015 Budget

Strategic Priorities



## Strategic Priorities

Penticton's vision

*"Penticton – a vibrant, adventurous waterfront City focused on sustainability, community and economic opportunity."*

- Led to 2 strategic priorities
  - Waterfront enhancement
  - Downtown revitalization



penticton.ca

## Strategic Priorities

# Waterfront



# Strategic Priorities Waterfront - Successes


## West Okanagan Lake Walkway (\$2,477,000)





# Strategic Priorities Waterfront - Successes

## West Okanagan Lake Walkway (\$2,477,000)





# Strategic Priorities Waterfront - Successes

## Marina Way Lookout (\$115,000)





# Strategic Priorities Waterfront - Successes

## Skaha Lake

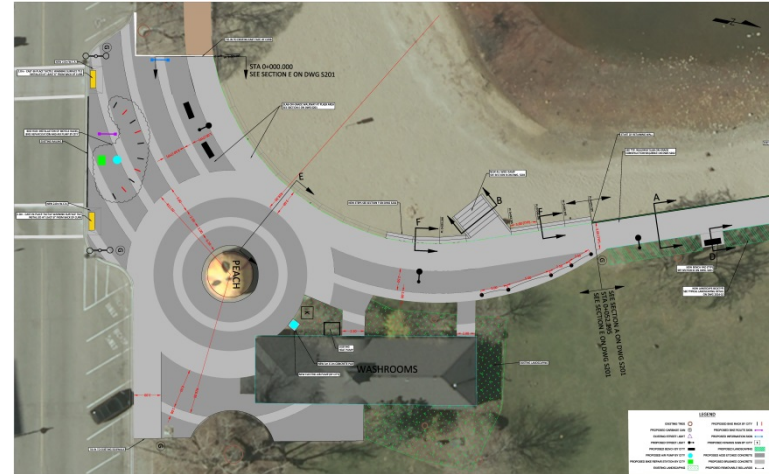
( Green Gym \$44,000;  
new ramp \$20,700; Discovery Park \$105,000)





# Strategic Priorities Waterfront – In Progress

## Peach Plaza and Walkway (\$746,000)







# Strategic Priorities Waterfront – In Progress

## SS Sicamous Master Plan (\$110,000)





# Strategic Priorities Waterfront – In Progress

## Skaha Marina





# Strategic Priorities Waterfront – Proposed

## SS Sicamous Master Plan (\$150,000)





## Strategic Priorities Waterfront – 2015 Budget

Description	2015 budget	Comments	Rating
SS Sicamous Implementation	\$150,000	To implement a portion of the SS Sicamous Master Plan	H



[penticton.ca](http://penticton.ca)

## Strategic Priorities

# Downtown



# Strategic Priorities Downtown – Development omentum





# Strategic Priorities Downtown - Successes

## Martin Street (\$1,267,000)


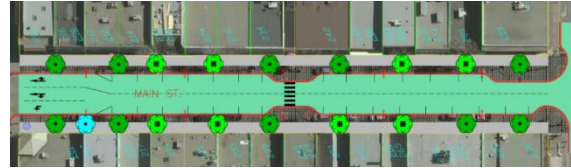




## Strategic Priorities Downtown – In Progress

### Main Street Design (\$400,000 budgeted in 2014)

- \$75k spent (CF Remainder)



### Downtown Park Design (\$125,000 budgeted in 2014)

- \$65k spent (CF Remainder)







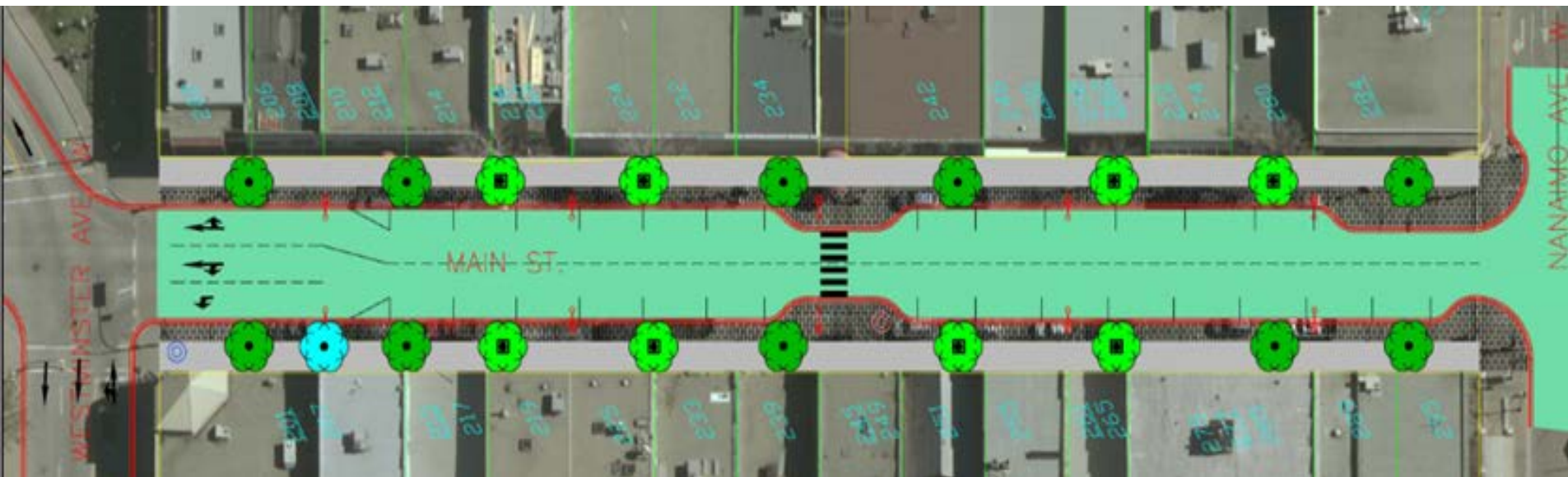
## 100 Block – North Green

- Festival / Event Space
- Flexible use
- Increase Seasonal use of Space
- Support Downtown Businesses
- Road & Park now at same level
- East-West Pedestrian access / Road transition
- Temporary Closure for Park Use / Events / Festivals
- Playground for family activity
- Seating / Benches
- Lighting for year round use & increased safety
- Bandshell – washroom upgrades
- Parking remains



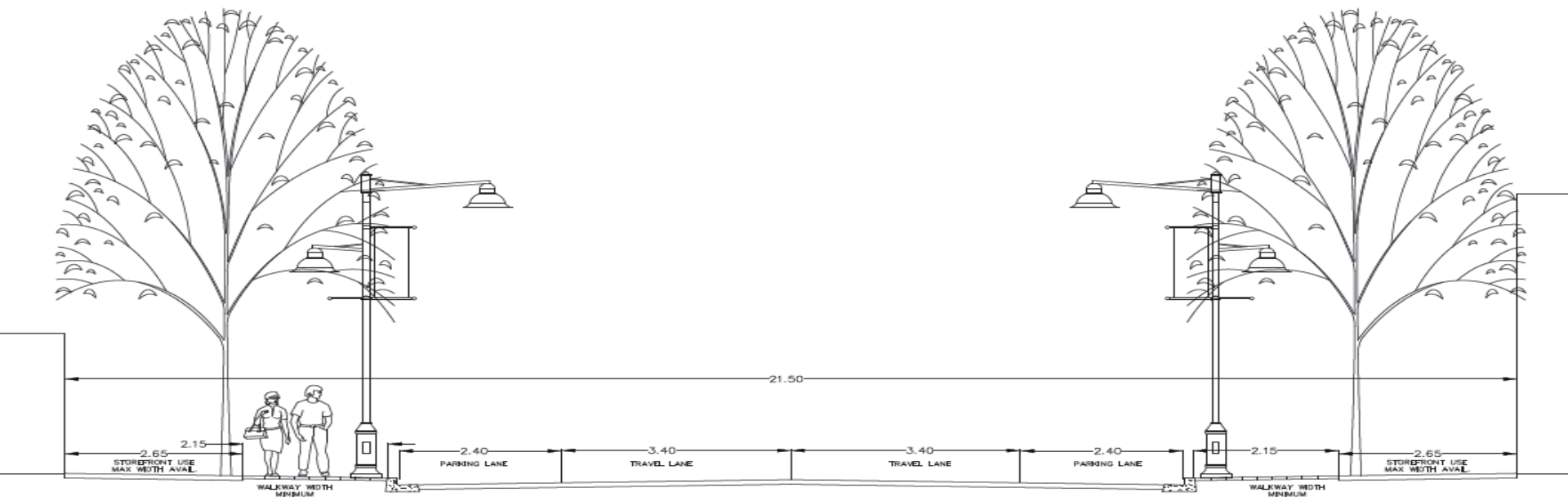


# 200 Block



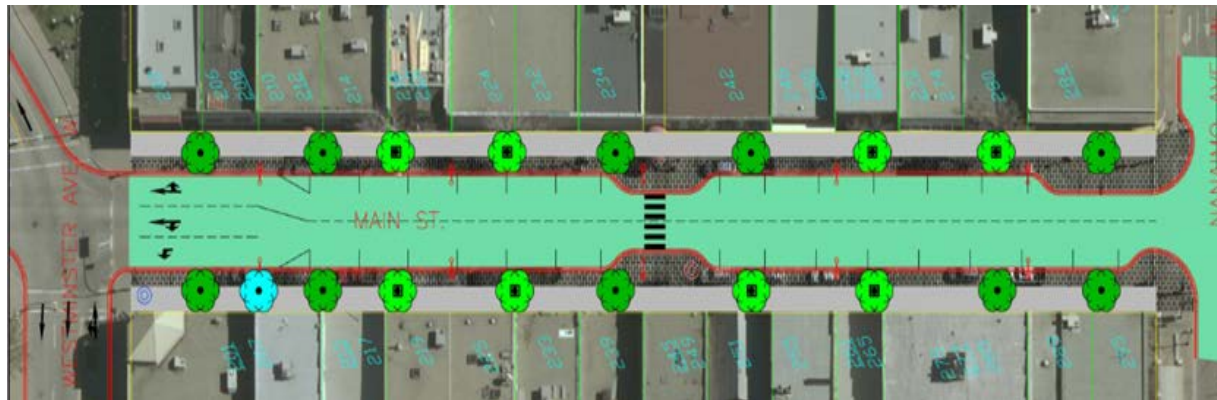
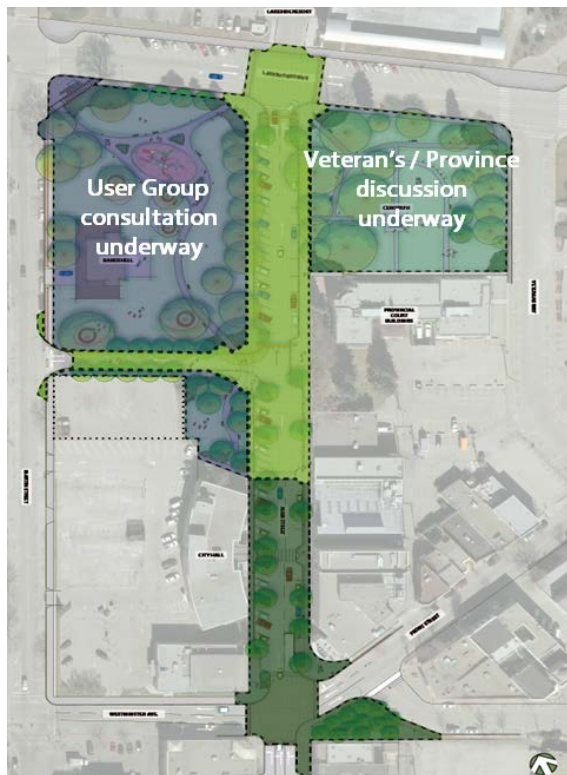


# 200 Block – cross section





# 100 & 200 Block Phasing





# Phasing & Costing Solutions

Block	Estimated Total Value	Estimated Owner Costs
North Green	<b>\$1,855,000</b>	N/A
100-South	\$890,000	\$70,000
200 Block	\$1,180,000	\$185,000
<b>TOTAL</b>	<b>\$3,925,000</b>	<b>\$255,000</b>

## Readily available funding sources

<b>Water utility reserve</b>	\$380,000 (cost of infrastructure)
<b>Electric utility reserve</b>	\$765,000 (cost of infrastructure)
<b>CF Capital - 2014</b>	\$385,000 (2014 design)
<b>Landowner Contribution</b>	\$255,000

**\$1,785,000**

<b>Gas Tax</b>	Approx. \$2.5M
<b>Grants</b>	Canada Fund / Etc

**\$2,500,000**  
Gas Tax



# Parking Lot Enhancements



**Additional Parking  
Downtown in 2015**

**Create MORE  
public parking spaces downtown  
additional landscaping**



**Nanaimo Hall Parking Lots - redesign**

**City Hall / Gyro Parking Lot - redesign**



# Strategic Priorities Downtown – 2015 Budget

Description	2015 budget	Comments	Rating
Main Street (100/200 Blocks)	\$3,925,000	(Range of funding sources)	H
City Hall / Nanaimo Hall Parking Lots	\$110,000 (CF)	CF from 2014 Downtown Parking Capital Use of Parking Reserve as well if required (approx \$110,000 exists)	M



[penticton.ca](http://penticton.ca)

# Questions?